

# Akutes Abdomen

---

---

---

---

---

---

---

## Definition

Durch **Zeitnot** diktierte, eine mit Bauchschmerzen einhergehende, potentiell **lebensbedrohliche** abdominelle Erkrankung, die einer schnellen Abklärung und, **meist chirurgischen**, Behandlung bedarf.

---

---

---

---

---

---

---

## Leitsymptome

- Bauchschmerzen
- Abwehrspannung
- Peritonismus / Peritonitis
- Ggf. Schock

---

---

---

---

---

---

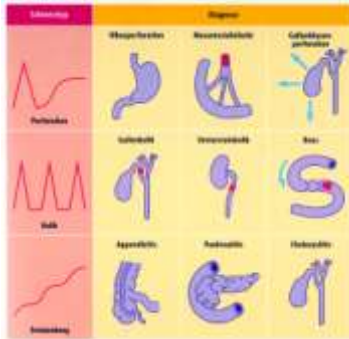
---

## Schmerztypen

Heftig stechend  
→ Perforation

Kolikartige  
→ Verschluss  
Hohlorgan

Zunehmend  
→ Entzündung




---

---

---

---

---

---

---

---

---

---

## Klinisches Bild

- extraabdominelle Ursache
- intraabdominelle Ursache
- nichtchirurgisches Krankheitsbild
- chirurgisches Krankheitsbild
- konservatives Vorgehen
- operatives Vorgehen
- weitere Diagnostik
- Sofortoperation

---

---

---

---

---

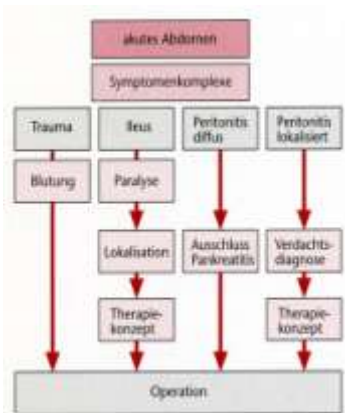
---

---

---

---

---




---

---

---

---

---

---

---

---

---

---



---

---

---

---

---

---

---

---



---

---

---

---

---

---

---

---



---

---

---

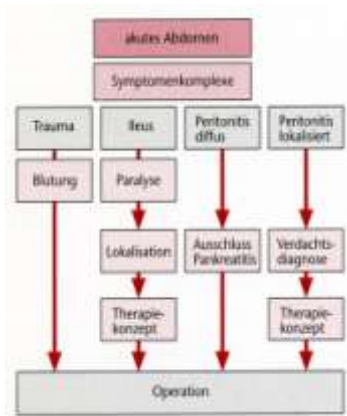
---

---

---

---

---




---

---

---

---

---

---

---

---

Ileus: Leeraufnahme stehend




---

---

---

---

---

---

---

---




---

---

---

---

---

---

---

---



---

---

---

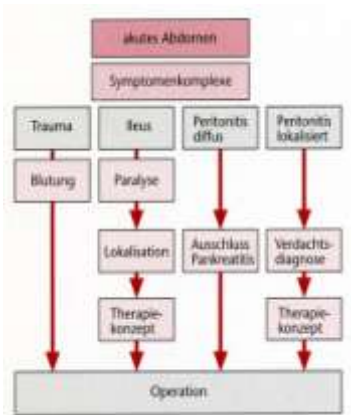
---

---

---

---

---



---

---

---

---

---

---

---

---



---

---

---

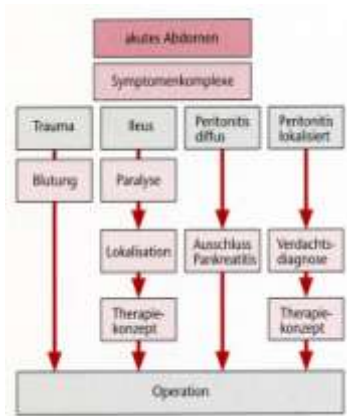
---

---

---

---

---




---

---

---

---

---

---

---

---




---

---

---

---

---

---

---

---




---

---

---

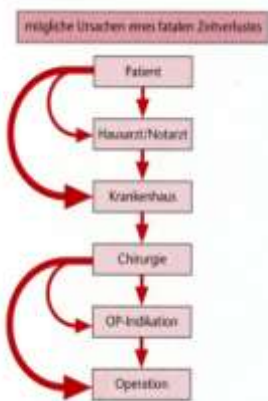
---

---

---

---

---




---



---



---



---



---



---



---




---



---



---



---



---



---



---




---



---



---



---



---

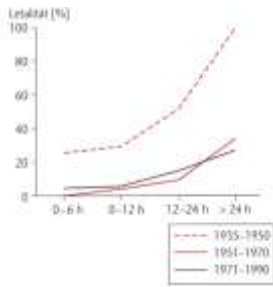


---



---

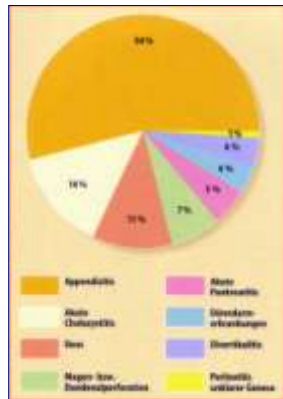
## Ulkusperforation – Chirurgie Zeitintervall - Letalität



Swanes C, World J Surg 2000



## Ursachen akutes Abdomen




---

---

---

---

---

---

---

---

---

---



---

---

---

---

---

---

---

---

---

---



---

---

---

---

---

---

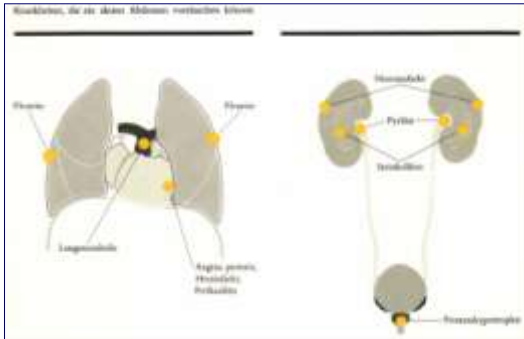
---

---

---

---

## Vermeintliches akutes Abdomen




---

---

---

---

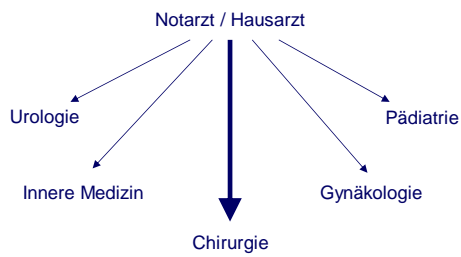
---

---

---

---

## Akutes Abdomen




---

---

---

---

---

---

---

---

## Allgemeine Maßnahmen

- sofort großlumiger venöser Zugang und i.v. Flüssigkeitsgabe
- großzügige Indikation zur Einlage einer Magensonde und Blasenkatheter
- Patienten nicht unbeaufsichtigt lassen
- Analgesie ???

---

---

---

---

---

---

---

---

## Analgesie ??

Opioide ohne Einfluß auf die Diagnose

- Zoltie et al 1986, Ann R Coll Surg Engl.
- Gallagher et al 2006, Ann Emerg Med.
- Ranji et al 2007, JAMA

---

---

---

---

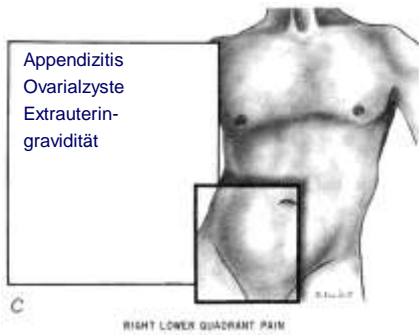
---

---

---

---

## Schmerzlokalisierung



---

---

---

---

---

---

---

---



---

---

---

---

---

---

---

---

